


SCORE



Raven Chacon

The Journey of the Horizontal People (2016)

Composed for **Fifty for the Future: The Kronos Learning Repertoire**

Please help spread the word about Kronos' Fifty for the Future project by including the credit below along with the title and composer of the work. This information should be included in printed programs, press announcements, performance videos, websites and when announcing the work from the stage.

"This piece was commissioned for Fifty for the Future: The Kronos Learning Repertoire, a project of the Kronos Performing Arts Association. The score and parts are available for free online. kronosquartet.org."

Raven Chacon's *The Journey of the Horizontal People* was commissioned as part of the Kronos Performing Arts Association's **Fifty for the Future: The Kronos Learning Repertoire**, which is made possible by a group of adventurous partners, including Carnegie Hall and many others.

PUBLISHED BY
Kronos Performing Arts Association
P.O. Box 225340
San Francisco, CA 94122
www.kronosquartet.org





The Journey of the Horizontal People


Notes to Performers


- It is preferred that the quartet performing this work contains a female player. This player will be the *guide* when all others are lost. If there is more than one woman in the quartet, the eldest woman will guide. If there is not a female player in the quartet, the eldest man will guide, or the man who most identifies as a woman.
- The duration of this score is variable, lasting anywhere from approximately 7 minutes to 9 minutes.
- Performances of this composition may include amplification. The range of this amplification can be from a subtle gain to an overdrive that is at the threshold of feedback. The amount of amplification and subsequent distortion depends on group consensus and the performance space.
- A quartet may decide that this composition only be experienced by the four people involved in performing it.

Guide to Techniques and Notations

 = 1/4 step flat

 = 1/4 step sharp

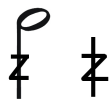
 = vibrato

 = wide vibrato

 = lightly touched



Realign – When the preceding section allows players to play out of time or sync, the *guide* cues the quartet to play on the downbeat of the indicated measure to re-sync.



Stutter Tremolo – an unmeasured, uneven, jagged, stuttered tremolo, using a small section of bow length. This may occur within an already measured, even tremolo.

SP = Sul Ponticello

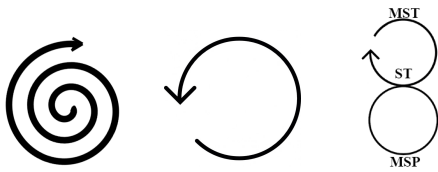
ST = Sul Tasto

MSP = Molto Sul Ponticello

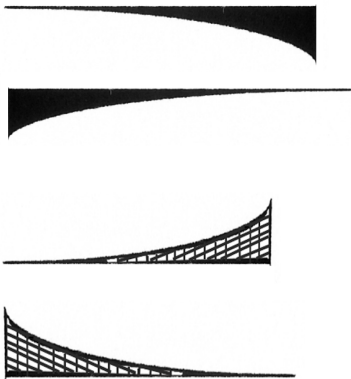
MST = Molto Sul Tasto

ORD = Ordinary Position

Ex: MST-MSP = bowing to be between Molto Sul Tasto and Molto Sul Ponticello



Circular bowings – clockwise or counter-clockwise bowing patterns per slurred passage. A bracket will indicate the duration of the effect for longer passages. Speed of the cycle may also be indicated. When played portato, the cycle pattern should continue for the specified (slurred) duration, with accentuated starts and stops while continuing to follow the path of the pattern.



Gradually increase or decrease bow pressure/distortion.

To retain the dynamic level, the bow speed may become slower as pressure increases. Likewise, when attacking the note with heavy pressure, increase bow speed as bow pressure decreases.

Gradually increase or decrease complexity. (single bow stroke)

- 1.) Starting with a single note played in an ordinary manner, gradually alter parameters or add effects to the tone. These may include volume, vibrato, micro-trill, tremolo/speed, bow pressure, bow position, etc.
- 2.) Start with a heavily effected tone and simplify.

***1** *Double Pizz* (Cello): Near the first harmonic node of the indicated string, the note is stopped with the left hand thumb. The string is plucked with the left hand ring finger (between the thumb and bridge) and simultaneously plucked by the right hand (above the left, between the scroll and the thumb). [Alt fingering: stop notes with 1st finger, pluck with pinky]. (Optional: Octave pedal to achieve a deeper tone)

***2** *Ricochet*: While stopping and sliding the notated dotted half, half, and quarter notes, the bow is to bounce off the same string in a ricochet style in the rhythm notated above the staves.

***3** *Highest note/Circle bow*: String(s) stopped as close as possible to bow. Bow moves between sul tasto and molto sul ponticello in circular motion and left hand adjusts accordingly, still playing the highest pitch possible.

***4** *Bounce Gliss*: With the bow hovering above the string, allow the bow to drop on the beat for the given note. When the given note is to occur, immediately begin a descending glissando while the bow is in its last bounces.

***5** *Double-stop “seagulls” turnaround*: Double-stop artificial harmonic sliding up and down “turning around” quickly at the top and bottom of the slides so that the partials “overlap” with the previous ones. Approximations of the gesture in the written range are suitable, as achieving the written notes may not be possible for all players.

*In this composition, there will be times when you will be asked to acknowledge your own personal silence, a silence so powerful that others share it with you.

Raven Chacon

* slow bow as pressure increases to retain p dynamic

* slow bow as pressure increases to retain p dynamic

* Stopped note, then gradually release to harmonic. Slow bow as pressure increases to retain *p* dynamic

***1** Dbl pizz then quick up/down
gliss. Sound like a drum

* Stopped note, then gradually release to harmonic. Begin with slow bow then speed up as pressure decreases to retain p dynamic

(down gliss)

8va - -
(arco)

Any note in the notated range (can change).
Stress and bend accented note

Med. speed
ST- SP

faster bow

mp

mf

(ord. bow) Any note in the notated range (can change).
Stress and bend accented note

Any note in the notated range (can change).
Stress and bend accented note

Any note in the notated range (can change).
Stress and bend accented note

mf

Any note in the notated range (can change).
Stress and bend accented note

mf



14

ORD —————→ ST
frog - - - - -→ mid-bow
med. speed —————→ slow bow

f

f

f

Dbl pizz / Dbl stop

mf

(arco)

f

p

ORD —————→ ST
frog - - - - -→ mid-bow
med. speed —————→ slow bow

ORD —————→ ST
frog - - - - -→ mid-bow
med. speed —————→ slow bow

ORD —————→ ST
frog - - - - -→ mid-bow
med. speed —————→ slow bow

ORD —————→ ST
frog - - - - -→ mid-bow
med. speed —————→ slow bow

p

18

ST/extremely slow bow / heaviest pressure
mid-bow -----> tip
(hollow, arrhythmic, croaking)
until run of out bow

ST/extremely slow bow / heaviest pressure
mid-bow -----> tip
(hollow, arrhythmic, croaking) until run of out bow

ST/extremely slow bow / heaviest pressure
mid-bow -----> tip
(hollow, arrhythmic, croaking) until run of out bow

ST/extremely slow bow / heaviest pressure
mid-bow -----> tip
(hollow, arrhythmic, croaking) until run of out bow

ST/extremely slow bow / heaviest pressure
mid-bow -----> tip
(hollow, arrhythmic, croaking) until run of out bow

♩ = 66-69



ord.

3

(ord) slow speed
SP-ST

mp



20

<twist bow>

mf

II (highest pitch possible)

mid-speed ST - MSP
non-vib when bow is in MSP position

mp

jagged, stuttered bowing
using only 2 inches of bow

ST-MSP
(ord.) med. speed

II (highest pitch possible)

(highest pitch possible)
I

sim.

mp

4 24 I (highest pitch possible)

II (stopped gliss w/ mid finger)
open III (then lightly touch 3 times with 1st finger/
loose rhythm/scattered flickers)

fast wide vib.

III (stopped gliss w/ mid finger)
open IV (then lightly touch 3 times with 1st finger/
loose rhythm/scattered flickers)

fast tight vib.

<twist bow>

II (stopped gliss w/ mid finger)
open III (then lightly touch 3 times with 1st finger/
loose rhythm/scattered flickers)

slow wide vib.

II (stopped gliss w/ mid finger)
open III (then lightly touch 3 times with 1st finger/
loose rhythm/scattered flickers)

slow tight vib.

p *mp*



27

slow wide vib.

med. speed wide vib.

fast wide vib.

frantic jittery bow

(ord)

mf

31 very slow bow tip → frog play behind nut III / II

mp *f* *p*

very slow bow tip → frog play behind nut III / II

mp *mf* *p*

play behind nut III / II very slow bow tip → frog

slow speed SP-ST

mf



36 (vib. - gliss) (micro-gliss)

ppp *mf* *ppp*

(micro-gliss)

mf *ppp*

(micro-gliss)

mf *ppp*

med.-speed ST - MSP non-vib when bow is in MSP position

8va (micro-gliss)

mf *ppp*



♩ = 69-72 light bow pressure
47 so as to bounce/stutter

[illegible]

8 51

fast speed

fast tight to slow wide vib
SP → MST

heavy pres.
very slow bow

MST → MSP
no vib.

med. speed

faster speed

mf

mp

mf

mf

IV

55

ST - SP
fast speed

MST - MSP

rapid changes
MSP-MST-MSP-MST

rapid changes
MST-MSP-MST-MSP-MST

*3 ST - SP

I Δ slow speed → fast

mp

mp

5

58 ST 1 3 1 3 1 3 1 3 SP sim.

SP 1 3 1 3 1 3 1 3 ST sim.

8^{va} ST 1 3 1 3 1 3 1 3 SP sim.

15^{ma} SP 1 3 1 3 1 3 1 3 ST sim.

15^{ma} ST sim.



Repeat 4 more times
Each player chooses
any slower tempo

59

$\text{♩} = 72-76$

pluck all 4

arco

(mp)

(mp)

(mp)

(mp)

*4

*4

*4

*4

10⁶⁴ III (ord. any note in notated range. can change)

mf

IV
(ord. any note in notated range. can change)

mf

III
(ord. any note in notated range. can change)

mf

III
(ord. any note in notated range. can change)

mf

slow speed bow
slow speed wide vib.

p

med speed bow
med. speed vib.

p

fast bow / fast tight vib.

p



69

slow bow
fast wide vib.

fast tight to slow wide vib

I Δ

mp

mf

p

MST-MSP (jittery)

mp

mp

mp

mp

(ord.) fast tight to slow wide vib

(norm. gliss)

mp

mf

mp

73 II / I open
(vib only F)

8^{va}-----]

11

mf

II / I open
(vib only F)

(II) (I) graze

SP fast tight vib gliss norm. gliss slow wide vib ST

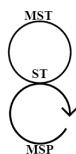
mp

ST fast tight vib gliss norm. gliss slow wide vib SP

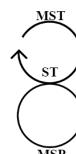
mf p



77



flautando/
molto sul tasto



mp p

flautando/
molto sul tasto

mp p

flautando/
molto sul tasto

mp p

mp p

mf

12 81

ST-SP (jittery)

ST-SP (jittery) behind bridge

mf

mp

mp

IV

II

II

ord. bow

*4

I

II

II

ORD

ST/extremely slow bow / heaviest pressure

ord.

mf

ppp

mp

=

85

very wide vib between both pitches

MST - MSP

$\text{♩} = 60-66$

mp

mp

very wide vib between both pitches

mid-speed MST - SP

non-vib when bow is in MST position

mp

light pres. l.h.

I

II

III

IV

mp

mf

Dbl pizz then quick up/down gliss

IV

mp

mf

88

ricochet with l.h. pizz on last note + arco

ST-SP (jittery)

mf

arco ST-SP (jittery)

ricochet with l.h. pizz on last note + arco

mf

ricochet with l.h. pizz on last note + arco

ST-SP (jittery)

mf

arco ST-SP (jittery)

ricochet with l.h. pizz on last note +

mf



Repeat 4 or 5 times while increasing tempo each time.
Continually fade out to *ppp*. End when cannot be any quieter.

Repeat 4 or 5 times while slowing the tempo slightly each time.
Continually fade out to *ppp*. End when cannot be any quieter.

Repeat 4 or 5 times while continually fading out to *ppp*.
End when cannot be any quieter.

Repeat 4 or 5 times while increasing tempo slightly each time.
Continually fade out to *ppp*. End when cannot be any quieter.

VIOLIN I



Raven Chacon

The Journey of the Horizontal People (2016)

Composed for **Fifty for the Future: The Kronos Learning Repertoire**

Please help spread the word about Kronos' Fifty for the Future project by including the credit below along with the title and composer of the work. This information should be included in printed programs, press announcements, performance videos, websites and when announcing the work from the stage.

"This piece was commissioned for Fifty for the Future: The Kronos Learning Repertoire, a project of the Kronos Performing Arts Association. The score and parts are available for free online. kronosquartet.org."

Raven Chacon's *The Journey of the Horizontal People* was commissioned as part of the Kronos Performing Arts Association's **Fifty for the Future: The Kronos Learning Repertoire**, which is made possible by a group of adventurous partners, including Carnegie Hall and many others.

PUBLISHED BY
Kronos Performing Arts Association
P.O. Box 225340
San Francisco, CA 94122
www.kronosquartet.org





The Journey of the Horizontal People


Notes to Performers


- It is preferred that the quartet performing this work contains a female player. This player will be the *guide* when all others are lost. If there is more than one woman in the quartet, the eldest woman will guide. If there is not a female player in the quartet, the eldest man will guide, or the man who most identifies as a woman.
- The duration of this score is variable, lasting anywhere from approximately 7 minutes to 9 minutes.
- Performances of this composition may include amplification. The range of this amplification can be from a subtle gain to an overdrive that is at the threshold of feedback. The amount of amplification and subsequent distortion depends on group consensus and the performance space.
- A quartet may decide that this composition only be experienced by the four people involved in performing it.

Guide to Techniques and Notations

 = 1/4 step flat

 = 1/4 step sharp

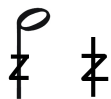
 = vibrato

 = wide vibrato

 = lightly touched



Realign – When the preceding section allows players to play out of time or sync, the *guide* cues the quartet to play on the downbeat of the indicated measure to re-sync.



Stutter Tremolo – an unmeasured, uneven, jagged, stuttered tremolo, using a small section of bow length. This may occur within an already measured, even tremolo.

SP = Sul Ponticello

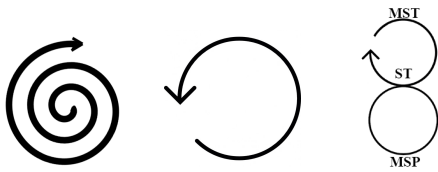
ST = Sul Tasto

MSP = Molto Sul Ponticello

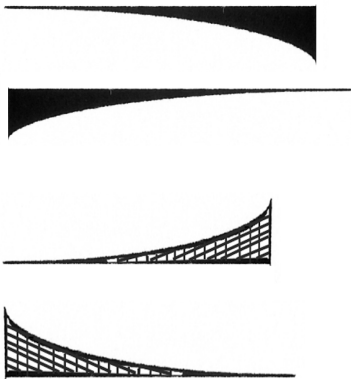
MST = Molto Sul Tasto

ORD = Ordinary Position

Ex: MST-MSP = bowing to be between Molto Sul Tasto and Molto Sul Ponticello



Circular bowings – clockwise or counter-clockwise bowing patterns per slurred passage. A bracket will indicate the duration of the effect for longer passages. Speed of the cycle may also be indicated. When played portato, the cycle pattern should continue for the specified (slurred) duration, with accentuated starts and stops while continuing to follow the path of the pattern.



Gradually increase or decrease bow pressure/distortion.

To retain the dynamic level, the bow speed may become slower as pressure increases. Likewise, when attacking the note with heavy pressure, increase bow speed as bow pressure decreases.

Gradually increase or decrease complexity. (single bow stroke)

- 1.) Starting with a single note played in an ordinary manner, gradually alter parameters or add effects to the tone. These may include volume, vibrato, micro-trill, tremolo/speed, bow pressure, bow position, etc.
- 2.) Start with a heavily effected tone and simplify.

***1** *Double Pizz* (Cello): Near the first harmonic node of the indicated string, the note is stopped with the left hand thumb. The string is plucked with the left hand ring finger (between the thumb and bridge) and simultaneously plucked by the right hand (above the left, between the scroll and the thumb). [Alt fingering: stop notes with 1st finger, pluck with pinky]. (Optional: Octave pedal to achieve a deeper tone)

***2** *Ricochet*: While stopping and sliding the notated dotted half, half, and quarter notes, the bow is to bounce off the same string in a ricochet style in the rhythm notated above the staves.

***3** *Highest note/Circle bow*: String(s) stopped as close as possible to bow. Bow moves between sul tasto and molto sul ponticello in circular motion and left hand adjusts accordingly, still playing the highest pitch possible.

***4** *Bounce Gliss*: With the bow hovering above the string, allow the bow to drop on the beat for the given note. When the given note is to occur, immediately begin a descending glissando while the bow is in its last bounces.

***5** *Double-stop “seagulls” turnaround*: Double-stop artificial harmonic sliding up and down “turning around” quickly at the top and bottom of the slides so that the partials “overlap” with the previous ones. Approximations of the gesture in the written range are suitable, as achieving the written notes may not be possible for all players.

*In this composition, there will be times when you will be asked to acknowledge your own personal silence, a silence so powerful that others share it with you.

Violin I

The Journey of the Horizontal People

Raven Chacon

$\text{♩} = 60-66$

* slow bow as pressure increases to retain *p* dynamic

pp

IV *p*

5 II

IV *p*

II *mf*

9

Any note in the notated range (can change).
Stress and bend accented note

mf

13

ORD —————→ ST
frog —————→ mid-bow
med. speed —————→ slow bow

f

III
IV *p*

18

ST/extremely slow bow / heaviest pressure
mid-bow —————→ tip
(hollow, arrhythmic, croaking)
until run of out bow

$\text{♩} = 66-69$

ord.

mp

21

<twist bow>

mf

24

I (highest pitch possible)

II (stopped gliss w/ mid finger)
open III (then lightly touch 3 times with 1st finger/
loose rhythm/scattered flickers)

p

mp

fast wide vib.

27

slow wide vib.

very slow bow tip → frog

play behind nut III / II

mf *mp* *f*

34

p

(vib. - gliss)

(micro-gliss)

ppp *mf*

38

MST
ST
MSP

med. speed

IV

<twist bow>

ppp *mp* *pp* *mf*

44

same note on II, III, IV
vib on III + IV
with bow anchored on III, graze II + IV (MST-MSP)

mf *mp* *mf*

46

ricochet
MST

*2

(ord)

Repeat 7-9 times until realign

$\text{♩} = 69-72$

light bow pressure
so as to bounce/stutter

mf *mp* *mf*

*3

IV alternating w/ artificial harmonics

Medium speed

fast speed

fast tight to slow wide vib
SP → MST

mp *mf* *p* *f*

Violin I

3

53

ST - SP
fast speed

mf *mp*

56

ST 1 3 1 3 1 3 1 3 SP sim.

Repeat 4 more times
Each player chooses
any slower tempo

60 ♩ = 72-76

I *(mp)* *mf*

*4 III (ord. any note in notated range. can change)

65

slow bow
fast wide vib.

mp

70

fast tight to slow wide vib

mf *p* *mp* *mf*

II / I open
(vib only F)

74

2

8va

flautando/
molto sul tasto

mp *mp* *p*

79

p *mp*

81

mf *mp* *mp*

ST-SP (jittery) ST-SP (jittery) behind bridge

IV

85

mp *mp*


very wide vib between both pitches MST - MSP $z = 60-66$

88


mf

ricochet with l.h. pizz on last note + arco ST-SP (jittery)

Repeat 4 or 5 times while increasing tempo each time.
Continually fade out to *ppp*. End when cannot be any quieter.



VIOLIN II



Raven Chacon

The Journey of the Horizontal People (2016)

Composed for **Fifty for the Future: The Kronos Learning Repertoire**

Please help spread the word about Kronos' Fifty for the Future project by including the credit below along with the title and composer of the work. This information should be included in printed programs, press announcements, performance videos, websites and when announcing the work from the stage.

"This piece was commissioned for Fifty for the Future: The Kronos Learning Repertoire, a project of the Kronos Performing Arts Association. The score and parts are available for free online. kronosquartet.org."

Raven Chacon's *The Journey of the Horizontal People* was commissioned as part of the Kronos Performing Arts Association's **Fifty for the Future: The Kronos Learning Repertoire**, which is made possible by a group of adventurous partners, including Carnegie Hall and many others.

PUBLISHED BY
Kronos Performing Arts Association
P.O. Box 225340
San Francisco, CA 94122
www.kronosquartet.org





The Journey of the Horizontal People


Notes to Performers


- It is preferred that the quartet performing this work contains a female player. This player will be the *guide* when all others are lost. If there is more than one woman in the quartet, the eldest woman will guide. If there is not a female player in the quartet, the eldest man will guide, or the man who most identifies as a woman.
- The duration of this score is variable, lasting anywhere from approximately 7 minutes to 9 minutes.
- Performances of this composition may include amplification. The range of this amplification can be from a subtle gain to an overdrive that is at the threshold of feedback. The amount of amplification and subsequent distortion depends on group consensus and the performance space.
- A quartet may decide that this composition only be experienced by the four people involved in performing it.

Guide to Techniques and Notations

 = 1/4 step flat

 = 1/4 step sharp

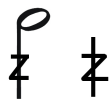
 = vibrato

 = wide vibrato

 = lightly touched



Realign – When the preceding section allows players to play out of time or sync, the *guide* cues the quartet to play on the downbeat of the indicated measure to re-sync.



Stutter Tremolo – an unmeasured, uneven, jagged, stuttered tremolo, using a small section of bow length. This may occur within an already measured, even tremolo.

SP = Sul Ponticello

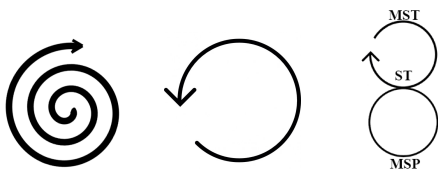
ST = Sul Tasto

MSP = Molto Sul Ponticello

MST = Molto Sul Tasto

ORD = Ordinary Position

Ex: MST-MSP = bowing to be between Molto Sul Tasto and Molto Sul Ponticello




Circular bowings – clockwise or counter-clockwise bowing patterns per slurred passage. A bracket will indicate the duration of the effect for longer passages. Speed of the cycle may also be indicated. When played portato, the cycle pattern should continue for the specified (slurred) duration, with accentuated starts and stops while continuing to follow the path of the pattern.



Gradually increase or decrease bow pressure/distortion.

To retain the dynamic level, the bow speed may become slower as pressure increases. Likewise, when attacking the note with heavy pressure, increase bow speed as bow pressure decreases.



Gradually increase or decrease complexity. (single bow stroke)

- 1.) Starting with a single note played in an ordinary manner, gradually alter parameters or add effects to the tone. These may include volume, vibrato, micro-trill, tremolo/speed, bow pressure, bow position, etc.
- 2.) Start with a heavily effected tone and simplify.

***1** *Double Pizz* (Cello): Near the first harmonic node of the indicated string, the note is stopped with the left hand thumb. The string is plucked with the left hand ring finger (between the thumb and bridge) and simultaneously plucked by the right hand (above the left, between the scroll and the thumb). [Alt fingering: stop notes with 1st finger, pluck with pinky]. (Optional: Octave pedal to achieve a deeper tone)

***2** *Ricochet*: While stopping and sliding the notated dotted half, half, and quarter notes, the bow is to bounce off the same string in a ricochet style in the rhythm notated above the staves.

***3** *Highest note/Circle bow*: String(s) stopped as close as possible to bow. Bow moves between sul tasto and molto sul ponticello in circular motion and left hand adjusts accordingly, still playing the highest pitch possible.

***4** *Bounce Gliss*: With the bow hovering above the string, allow the bow to drop on the beat for the given note. When the given note is to occur, immediately begin a descending glissando while the bow is in its last bounces.

***5** *Double-stop “seagulls” turnaround*: Double-stop artificial harmonic sliding up and down “turning around” quickly at the top and bottom of the slides so that the partials “overlap” with the previous ones. Approximations of the gesture in the written range are suitable, as achieving the written notes may not be possible for all players.

*In this composition, there will be times when you will be asked to acknowledge your own personal silence, a silence so powerful that others share it with you.

Violin II

The Journey of the Horizontal People

Raven Chacon

$\text{♩} = 60-66$

* slow bow as pressure increases to retain *p* dynamic

pp *p* *mf*

5

* Stopped note, then gradually release to harmonic. Begin with slow bow then speed up as pressure decreases to retain *p* dynamic

9

Med. speed ST- SP faster bow (ord. bow) Any note in the notated range (can change). Stress and bend accented note

mp *mf*

13

ORD —————→ ST
frog - - - - -→ mid-bow
med. speed —————→ slow bow

f *p*

18

ST/extremely slow bow / heaviest pressure mid-bow - - - - -→ tip (hollow, arrhythmic, croaking) until run of out bow

$\text{♩} = 66-69$ (ord) slow speed SP-ST

mp *II* (highest pitch possible)

21

jagged, stuttered bowing using only 2 inches of bow

(ord.) ST-MSP med. speed

mp

24

III (stopped gliss w/ mid finger) open IV (then lightly touch 3 times with 1st finger/ loose rhythm/scattered flickers)

fast tight vib.

p *mp* *mf*

Violin II

2

29 med. speed wide vib. very slow bow tip → frog play behind nut III / II

mp *mf*

35 (micro-gliss)

p *mf*

39 MST ST MSP fast speed I (highest pitch possible) bow behind bridge

ppp *mp* *(mp)*

43 same note on II, III, IV vib on III + IV with bow anchored on III, graze II + IV (MST-MSP) MSP

mp *mf* *mp*

46 ricochet MSP ST Repeat 6-8 times until realign ♩ = 69-72 light bow pressure so as to bounce/stutter

mp *f* *mf*

dbl. stop + III alternating w/ artificial harmonics ord. heavy pres. very slow bow

mp *mf* *mf*

Violin II

3

52

MST → MSP
no vib.

MST
ST
MSP
med. speed

MST - MSP

rapid changes
MSP-MST-MSP-MST

58

SP1 3 1 3 1 3 1 3

sim.

ST

Repeat 4 more times
Each player chooses
any slower tempo

60

♩ = 72-76

I #

(mp)

*4
bounce bow

IV
(ord. any note in notated
range. can change)

mf

66

slow speed bow
slow speed wide vib.

p

mp

71

MST-MSP (jittery)

I Δ

mp

73

II / I open
(vib only F)

(II)

(I) graze

8va

mf

mp

77

flautando/
molto sul tasto

mp

p

mp

p

Violin II

4

81

mf *mp*

85

very wide vib between both pitches

mid-speed MST - SP
non-vib when bow is in
MST position

$\text{♩} = 60-66$

mp *mp*

88

arco

ST-SP (jittery)


ricochet with l.h. pizz
on last note

+


arco

mf

Repeat 4 or 5 times while slowing the tempo slightly each time.
Continually fade out to *ppp*. End when cannot be any quieter.



VIOLA



Raven Chacon

The Journey of the Horizontal People (2016)

Composed for **Fifty for the Future: The Kronos Learning Repertoire**

Please help spread the word about Kronos' Fifty for the Future project by including the credit below along with the title and composer of the work. This information should be included in printed programs, press announcements, performance videos, websites and when announcing the work from the stage.

"This piece was commissioned for Fifty for the Future: The Kronos Learning Repertoire, a project of the Kronos Performing Arts Association. The score and parts are available for free online. kronosquartet.org."

Raven Chacon's *The Journey of the Horizontal People* was commissioned as part of the Kronos Performing Arts Association's **Fifty for the Future: The Kronos Learning Repertoire**, which is made possible by a group of adventurous partners, including Carnegie Hall and many others.

PUBLISHED BY
Kronos Performing Arts Association
P.O. Box 225340
San Francisco, CA 94122
www.kronosquartet.org





The Journey of the Horizontal People


Notes to Performers


- It is preferred that the quartet performing this work contains a female player. This player will be the *guide* when all others are lost. If there is more than one woman in the quartet, the eldest woman will guide. If there is not a female player in the quartet, the eldest man will guide, or the man who most identifies as a woman.
- The duration of this score is variable, lasting anywhere from approximately 7 minutes to 9 minutes.
- Performances of this composition may include amplification. The range of this amplification can be from a subtle gain to an overdrive that is at the threshold of feedback. The amount of amplification and subsequent distortion depends on group consensus and the performance space.
- A quartet may decide that this composition only be experienced by the four people involved in performing it.

Guide to Techniques and Notations

 = 1/4 step flat

 = 1/4 step sharp

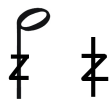
 = vibrato

 = wide vibrato

 = lightly touched



Realign – When the preceding section allows players to play out of time or sync, the *guide* cues the quartet to play on the downbeat of the indicated measure to re-sync.



Stutter Tremolo – an unmeasured, uneven, jagged, stuttered tremolo, using a small section of bow length. This may occur within an already measured, even tremolo.

SP = Sul Ponticello

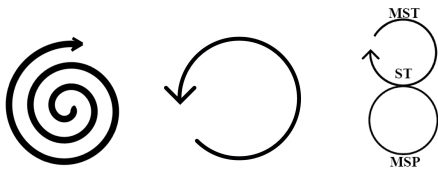
ST = Sul Tasto

MSP = Molto Sul Ponticello

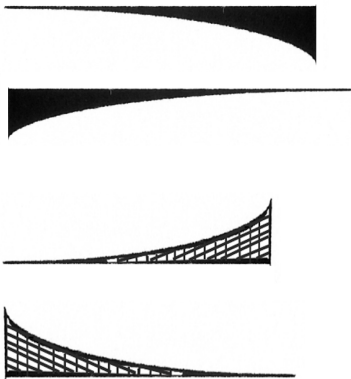
MST = Molto Sul Tasto

ORD = Ordinary Position

Ex: MST-MSP = bowing to be between Molto Sul Tasto and Molto Sul Ponticello



Circular bowings – clockwise or counter-clockwise bowing patterns per slurred passage. A bracket will indicate the duration of the effect for longer passages. Speed of the cycle may also be indicated. When played portato, the cycle pattern should continue for the specified (slurred) duration, with accentuated starts and stops while continuing to follow the path of the pattern.



Gradually increase or decrease bow pressure/distortion.

To retain the dynamic level, the bow speed may become slower as pressure increases. Likewise, when attacking the note with heavy pressure, increase bow speed as bow pressure decreases.

Gradually increase or decrease complexity. (single bow stroke)

- 1.) Starting with a single note played in an ordinary manner, gradually alter parameters or add effects to the tone. These may include volume, vibrato, micro-trill, tremolo/speed, bow pressure, bow position, etc.
- 2.) Start with a heavily effected tone and simplify.

***1** *Double Pizz* (Cello): Near the first harmonic node of the indicated string, the note is stopped with the left hand thumb. The string is plucked with the left hand ring finger (between the thumb and bridge) and simultaneously plucked by the right hand (above the left, between the scroll and the thumb). [Alt fingering: stop notes with 1st finger, pluck with pinky]. (Optional: Octave pedal to achieve a deeper tone)

***2** *Ricochet*: While stopping and sliding the notated dotted half, half, and quarter notes, the bow is to bounce off the same string in a ricochet style in the rhythm notated above the staves.

***3** *Highest note/Circle bow*: String(s) stopped as close as possible to bow. Bow moves between sul tasto and molto sul ponticello in circular motion and left hand adjusts accordingly, still playing the highest pitch possible.

***4** *Bounce Gliss*: With the bow hovering above the string, allow the bow to drop on the beat for the given note. When the given note is to occur, immediately begin a descending glissando while the bow is in its last bounces.

***5** *Double-stop “seagulls” turnaround*: Double-stop artificial harmonic sliding up and down “turning around” quickly at the top and bottom of the slides so that the partials “overlap” with the previous ones. Approximations of the gesture in the written range are suitable, as achieving the written notes may not be possible for all players.

*In this composition, there will be times when you will be asked to acknowledge your own personal silence, a silence so powerful that others share it with you.

Viola

The Journey of the Horizontal People Raven Chacon

* Stopped note, then gradually release to harmonic. Slow bow as pressure increases to retain *p* dynamic

♩ = 60-66

pp *p* III

5

mf

9

Any note in the notated range (can change).
Stress and bend accented note

mf

13

ORD —————> ST
frog —-----> mid-bow
med. speed —-----> slow bow

f *p*

18

ST/extremely slow bow / heaviest pressure
mid-bow -----> tip
(hollow, arrhythmic, croaking) until run of out bow

mf

♩ = 66-69

mid-speed ST - MSP
non-vib when bow is in
MSP position

mp

21

II (highest pitch possible)

mf

Viola

2

24

<twist bow>

II (stopped gliss w/ mid finger)
open III (then lightly touch 3 times with 1st finger/
loose rhythm/scattered flickers)

slow wide vib.

p *mp*

27

I

fast wide vib.

mf

31

play behind nut
III / II

very slow bow
tip

frog

slow speed
SP-ST

mf *mp* *mf*

37

(micro-gliss)

MST
ST
MSP

slow speed

(ord)

mf *ppp* *mp*

42

MST
ST
MSP

bow behind bridge

same note on I, II, III
vib on II + III with bow
anchored on II, graze I + III (ST-SP)

p *mf* *mp* *mf*

Viola

ricochet
ORD → MSP

MST → ORD

*2

46

III

mf

f

mp

3

Repeat 5-7 times until realign

3

♩ = 69-72

47

light bow pressure
so as to bounce/stutter

mf

mp

mf

*3

Medium speed

51

MST

ST

MSP

med. speed

mf

mp

57

rapid changes
MST-MSP-MST-MSP-MST

ST

SP

1 3 1 3 1 3 1 3 sim.

8va

Repeat 4 more times
Each player chooses
any slower tempo

mf

mp

5

4/4

60

♩ = 72-76

*4

bounce bow

(mp)

Viola

4

65

III
(ord. any note in notated range. can change)

med speed bow
med. speed vib.

mf *p* *mp*

70

(ord.) fast tight to slow wide vib

I Δ

mf *mp*

73

SP → ST
fast tight vib. gliss - norm. gliss - slow wide vib.

(II) (I) graze

mf *mp*

77

MST
ST
MSP

flautando/
molto sul tasto

mp *p* *mp*

81

ord. bow

*4

I II II

mf *mp*

Viola

5

85

light pres. l.h.

mp

mp

● = 60-66

87

mf

88


mf

ricochet with l.h. pizz
on last note


arco

ST-SP (jittery)

Repeat 4 or 5 times while continually fading out to *ppp*.
End when cannot be any quieter.



CELLO



Raven Chacon

The Journey of the Horizontal People (2016)

Composed for **Fifty for the Future: The Kronos Learning Repertoire**

Please help spread the word about Kronos' Fifty for the Future project by including the credit below along with the title and composer of the work. This information should be included in printed programs, press announcements, performance videos, websites and when announcing the work from the stage.

"This piece was commissioned for Fifty for the Future: The Kronos Learning Repertoire, a project of the Kronos Performing Arts Association. The score and parts are available for free online. kronosquartet.org."

Raven Chacon's *The Journey of the Horizontal People* was commissioned as part of the Kronos Performing Arts Association's **Fifty for the Future: The Kronos Learning Repertoire**, which is made possible by a group of adventurous partners, including Carnegie Hall and many others.

PUBLISHED BY
Kronos Performing Arts Association
P.O. Box 225340
San Francisco, CA 94122
www.kronosquartet.org





The Journey of the Horizontal People


Notes to Performers


- It is preferred that the quartet performing this work contains a female player. This player will be the *guide* when all others are lost. If there is more than one woman in the quartet, the eldest woman will guide. If there is not a female player in the quartet, the eldest man will guide, or the man who most identifies as a woman.
- The duration of this score is variable, lasting anywhere from approximately 7 minutes to 9 minutes.
- Performances of this composition may include amplification. The range of this amplification can be from a subtle gain to an overdrive that is at the threshold of feedback. The amount of amplification and subsequent distortion depends on group consensus and the performance space.
- A quartet may decide that this composition only be experienced by the four people involved in performing it.

Guide to Techniques and Notations

 = 1/4 step flat

 = 1/4 step sharp

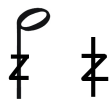
 = vibrato

 = wide vibrato

 = lightly touched



Realign – When the preceding section allows players to play out of time or sync, the *guide* cues the quartet to play on the downbeat of the indicated measure to re-sync.



Stutter Tremolo – an unmeasured, uneven, jagged, stuttered tremolo, using a small section of bow length. This may occur within an already measured, even tremolo.

SP = Sul Ponticello

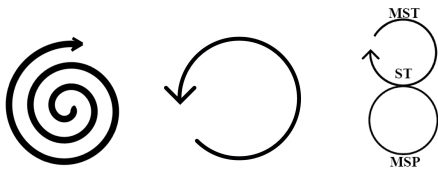
ST = Sul Tasto

MSP = Molto Sul Ponticello

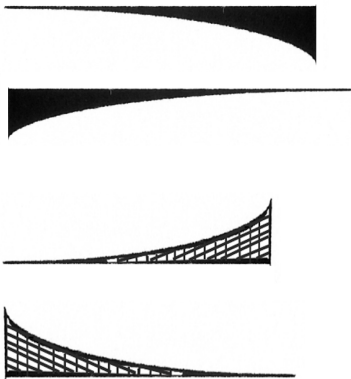
MST = Molto Sul Tasto

ORD = Ordinary Position

Ex: MST-MSP = bowing to be between Molto Sul Tasto and Molto Sul Ponticello



Circular bowings – clockwise or counter-clockwise bowing patterns per slurred passage. A bracket will indicate the duration of the effect for longer passages. Speed of the cycle may also be indicated. When played portato, the cycle pattern should continue for the specified (slurred) duration, with accentuated starts and stops while continuing to follow the path of the pattern.



Gradually increase or decrease bow pressure/distortion.

To retain the dynamic level, the bow speed may become slower as pressure increases. Likewise, when attacking the note with heavy pressure, increase bow speed as bow pressure decreases.

Gradually increase or decrease complexity. (single bow stroke)

- 1.) Starting with a single note played in an ordinary manner, gradually alter parameters or add effects to the tone. These may include volume, vibrato, micro-trill, tremolo/speed, bow pressure, bow position, etc.
- 2.) Start with a heavily effected tone and simplify.

***1** *Double Pizz* (Cello): Near the first harmonic node of the indicated string, the note is stopped with the left hand thumb. The string is plucked with the left hand ring finger (between the thumb and bridge) and simultaneously plucked by the right hand (above the left, between the scroll and the thumb). [Alt fingering: stop notes with 1st finger, pluck with pinky]. (Optional: Octave pedal to achieve a deeper tone)

***2** *Ricochet*: While stopping and sliding the notated dotted half, half, and quarter notes, the bow is to bounce off the same string in a ricochet style in the rhythm notated above the staves.

***3** *Highest note/Circle bow*: String(s) stopped as close as possible to bow. Bow moves between sul tasto and molto sul ponticello in circular motion and left hand adjusts accordingly, still playing the highest pitch possible.

***4** *Bounce Gliss*: With the bow hovering above the string, allow the bow to drop on the beat for the given note. When the given note is to occur, immediately begin a descending glissando while the bow is in its last bounces.

***5** *Double-stop “seagulls” turnaround*: Double-stop artificial harmonic sliding up and down “turning around” quickly at the top and bottom of the slides so that the partials “overlap” with the previous ones. Approximations of the gesture in the written range are suitable, as achieving the written notes may not be possible for all players.

*In this composition, there will be times when you will be asked to acknowledge your own personal silence, a silence so powerful that others share it with you.

Cello

The Journey of the Horizontal People Raven Chacon

♩ = 60-66

8va -----

pp

IV

mf

*1 Dbl pizz then quick up/down gliss. Sound like a drum

5 (down gliss)

8va -----

(arco)

mf

9

Any note in the notated range (can change)
Stress and bend accented note

mf

14

Dbl pizz / Dbl stop

(arco)

mf

f

p

ORD -----> ST
frog -----> mid-bow
med. speed -----> slow bow

18

ST/extremely slow bow / heaviest pressure
mid-bow -----> tip
(hollow, arrhythmic, croaking) until run of out bow

♩ = 66-69

(highest pitch possible)

mp

21

sim.

Cello

2 II (stopped gliss w/ mid finger)
open III (then lightly touch 3 times with 1st finger/
loose rhythm/scattered flickers)

25 *p* *mp* *mf* *8va* *I* *II* *slow tight vib.*

29 *frantic jittery bow* (ord) *4* *5* *med.-speed ST - MSP* *non-vib when bow is in MSP position* *(micro-gliss)* *8va* *mf*

38 (8) *MST* *ST* *MSP* *med. speed* *II* *I* *III* *IV* *fast speed* *ppp* *mp* *mp* *bow behind bridge*

44 *same note on I, II, III* *vib on II + III* *with bow anchored on II, graze I + III (ST-SP)* (ORD) *mp* *mf* *mp*

46 **2* (ord) *II* *ricochet* *ST* *SP* *ST* *MSP* *3* (ord) *Repeat 4-6 times until realign* *mp* *mf*

47 **3* *Medium speed* *faster speed* *I* *II* *III* *mp* *mf*

52 *2*

The musical score is written for Cello in bass clef. It consists of several systems of music with various annotations and techniques. The first system (measures 25-29) includes a 'stopped gliss' on the second finger, followed by 'open III' and 'slow tight vib.' on the first finger. Dynamics range from *p* to *mf*. The second system (measures 29-38) features a 'frantic jittery bow' (order), a 'micro-gliss' (order), and 'med.-speed ST - MSP' with 'non-vib when bow is in MSP position'. The third system (measures 38-44) includes 'bow behind bridge', 'fast speed', and 'vib on II + III'. The fourth system (measures 44-46) shows 'same note on I, II, III' and 'with bow anchored on II, graze I + III (ST-SP)'. The fifth system (measures 46-47) features 'ricochet' (order), 'ST', 'SP', 'ST', 'MSP', and a triplet of 3 (order). The sixth system (measures 47-52) includes 'Medium speed' and 'faster speed' with 'I', 'II', and 'III' fingerings. The final system (measure 52) shows a '2' time signature change.

Cello

3

57 *3 ST-SP
slow → fast
I Δ

SP 1 3 1 3 1 3 1 3 ST sim. 15^{ma}

Repeat 4 more times
Each player chooses
any slower tempo

60 $\text{♩} = 72-76$ pluck all 4
arco
(mp)
pp

*4

66 III
(ord. any note in notated
range. can change)

fast bow / fast tight vib. norm.

mf p mp mf mp

73 ST fast tight vib. gliss - norm. gliss - slow wide vib. SP

*5 ORD III IV 3 2 1

mf p mf

78

81 ORD

*4 I ST/extremely slow bow /
heaviest pressure ord.

mf ppp mp

4

Cello

86

IV

Dbl pizz then
quick up/down gliss


♩ = 60-66



88

arco

ST-SP (jittery)

ricochet with l.h. pizz
on last note

Repeat 4 or 5 times while increasing tempo slightly each time.
Continually fade out to *ppp*. End when cannot be any quieter.

